

# Election of 1824







What is significant about  
this number?






# What do you notice?

State	J	A	C	C	Elec Vote				Total Votes	Jackson		Adams		Clay		Crawford		Unpledged Rep		Write-ins	
					J	A	Cl	Cr	Cast	Democrat-Republican	Democrat-Republican	Democrat-Republican	Democrat-Republican	Democrat-Republican	Democrat-Republican	Democrat-Republican					
Alabama	1	2	4	3	5				13,603	9,429	69.32%	2,422	17.80%	96	0.71%	1,656	12.17%	0	0.00%	0	0.00%
Connecticut		1		2		8			10,647	0	0.00%	7,494	70.39%	0	0.00%	1,965	18.46%	0	0.00%	1,188	11.16%
Delaware						1		2	0	0	0.00%	0	0.00%	0	0.00%	0	0.00%	0	0.00%	0	0.00%
Georgia								9	0	0	0.00%	0	0.00%	0	0.00%	0	0.00%	0	0.00%	0	0.00%
Illinois	2	1	3	4	2	1			4,671	1,272	27.23%	1,516	32.46%	1,036	22.18%	847	18.13%	0	0.00%	0	0.00%
Indiana	1	3	2		5				15,838	7,444	47.00%	3,071	19.39%	5,316	33.56%	0	0.00%	0	0.00%	7	0.04%
Kentucky	2		1					14	23,338	6,356	27.23%	0	0.00%	16,982	72.77%	0	0.00%	0	0.00%	0	0.00%
Louisiana					3	2			0	0	0.00%	0	0.00%	0	0.00%	0	0.00%	0	0.00%	0	0.00%
Maine		1		2		9			12,625	0	0.00%	10,289	81.50%	0	0.00%	2,336	18.50%	0	0.00%	0	0.00%
Maryland	2	1	4	3	7	3		1	33,214	14,523	43.73%	14,632	44.05%	695	2.09%	3,364	10.13%	0	0.00%	0	0.00%
Massachusetts		1				15			42,056	0	0.00%	30,687	72.97%	0	0.00%	0	0.00%	6,616	15.73%	4,753	11.30%
Mississippi	1	2		3	3				4,894	3,121	63.77%	1,654	33.80%	0	0.00%	119	2.43%	0	0.00%	0	0.00%
Missouri	2	3	1	4				3	3,432	1,166	33.97%	159	4.63%	2,042	59.50%	32	0.93%	0	0.00%	33	0.96%
New Hampshire		1		2		8			10,032	0	0.00%	9,389	93.59%	0	0.00%	643	6.41%	0	0.00%	0	0.00%
New Jersey	1	2		3	8				19,837	10,332	52.08%	8,309	41.89%	0	0.00%	1,196	6.03%	0	0.00%	0	0.00%
New York					1	26	4	5	0	0	0.00%	0	0.00%	0	0.00%	0	0.00%	0	0.00%	0	0.00%
North Carolina	1			2	15				36,109	20,231	56.03%	0	0.00%	0	0.00%	15,622	43.26%	0	0.00%	256	0.71%
Ohio	2	3	1					16	50,024	18,489	36.96%	12,280	24.55%	19,255	38.49%	0	0.00%	0	0.00%	0	0.00%
Pennsylvania	1	2	4	3	28				47,073	35,736	75.92%	5,441	11.56%	1,690	3.59%	4,206	8.94%	0	0.00%	0	0.00%
Rhode Island		1		3		4			2,344	0	0.00%	2,144	91.47%	0	0.00%	0	0.00%	0	0.00%	200	8.53%
South Carolina					11				0	0	0.00%	0	0.00%	0	0.00%	0	0.00%	0	0.00%	0	0.00%
Tennessee	1	3		2	11				20,725	20,197	97.45%	216	1.04%	0	0.00%	312	1.51%	0	0.00%	0	0.00%
Vermont						7			0	0	0.00%	0	0.00%	0	0.00%	0	0.00%	0	0.00%	0	0.00%
Virginia	3	2	4	1				24	15,371	2,975	19.35%	3,419	22.24%	419	2.73%	8,558	55.68%	0	0.00%	0	0.00%
<b>Total</b>	<b>1</b>	<b>2</b>	<b>3</b>	<b>4</b>	<b>99</b>	<b>84</b>	<b>37</b>	<b>41</b>	<b>365,833</b>	<b>151,271</b>	<b>41.35%</b>	<b>113,122</b>	<b>30.92%</b>	<b>47,531</b>	<b>12.99%</b>	<b>40,856</b>	<b>11.17%</b>	<b>6,616</b>	<b>1.81%</b>	<b>6,437</b>	<b>1.76%</b>

# What do you notice?

	Presidential Candidate
	John Q. Adams
	Andrew Jackson
	William Crawford
	Henry Clay
	Unpledged Repub
	Write-ins

Popular Vote		Electoral Vote		House Vote	
113,122	30.92%	84	32.2%	13	54.2%
151,271	41.35%	99	37.9%	7	29.2%
40,856	11.17%	41	15.7%	4	16.7%
47,531	12.99%	37	14.2%	-	0.0%
6,616	1.81%	0	0.0%	-	0.0%
6,437	1.76%	0	0.0%	-	0.0%

Who had the most electoral votes?

Who won the popular vote?

Who won the election?

Why?

# Election of 1824

[Brief overview of Presidential Election of 1824](#) (3 minutes)

# Election of 1824

The Election of 1824 – Who's who? (5 minutes)

# Election of 1824

President John Quincy Adams (5 minutes)

